

Oral Health Awareness and Screening Camp

A Report



सत्यमेव जयते
Ministry of Health
and Family Welfare

World Oral Health Day

20-24 March 2017
Nirman Bhawan, New Delhi

Centre for Dental Education and Research
All India Institute of Medical Sciences
New Delhi



World Oral Health Day

20th March 2017

World Oral Health Day was celebrated on the 20th March 2017 at the Ministry of Health and Family Welfare, Nirman Bhawan, New Delhi. The occasion was graced by the presence of some of the esteemed dignitaries- Shri Faggan Singh Kulaste, Hon'ble Minister of State, Health and Family Welfare who was the Chief Guest. Also present were Director General Health Services, Dr Jagdish Prasad, Union Health Secretary, Sh. CK Mishra, the Joint Secretaries Sh. Lav Agarwal and Sh. Manoj Jhalani, Director AIIMS New Delhi Dr Balram Airan, Chief, CDER AIIMS Dr OP Kharbanda and some senior officials of the Ministry of Health and Welfare and AIIMS.

Speaking on the occasion, Shri Lav Agarwal detailed about the activities taken up under the National Oral Health Programme so far. He mentioned about the Information, Education and Communication materials developed to increase the awareness about oral health among the public. He also hinted on the activities that can be taken up in future.

Dr Jagdish Prasad, DGHS spoke on the significance of good oral health for good overall health. He mentioned that mouth is a hub of many bacteria and if oral health is ignored, could lead to some serious systemic problems. The Union Health Secretary, Sh. CK Mishra said, integrating oral disease prevention along with other NCD programmes is the way forward.

Later, Sh. Faggan Singh, the MoS Health and Family Welfare launched the Media Kit which included the TV Spot of 40 sec duration and an animated video spot on brushing using pea size tooth paste twice a day. He also unveiled health education aids for promoting oral health among school children. These included a brushing calendar and 5 different kinds of games on oral health.

In his address, Sh. Faggan Singh said India is one among the few nations to have an exclusive programme on oral health and impressed upon the need for continued, integrated efforts for taking oral health forward.

Dr OP Kharbanda delivered the vote of thanks and thanked all the officials of the Ministry of Health and AIIMS for all the support.

Oral Health Awareness and Screening Camp

20-24 March 2017

The screening camp scheduled for 5 days (20-24 March 2017) at Nirman Bhawan premises was then inaugurated by the MoS Health, Sh. Faggan Singh who got an oral health check up done as well. Some of the salient features of the camp are as follows

- 476 employees at various levels of administration were screened at Nirman Bhawan
- The entire oral health information was recorded using the standard WHO Oral Health Assessment tool 2013.
- The data was digitized immediately by the data entry operators and individual information confidentiality was maintained
- An LED screen was placed outside the screening unit with videos on oral health.
- All the infection control protocols were adhered to while performing the screening.
- Waste Disposal was done following the Bio Medical Waste Management Protocols.
- Brushing instructions and routine oral hygiene measures were explained to each individual and the treatment options also explained, with emphasis on prevention.
- Tobacco cessation counseling- importance of quitting the habit, ill-effects of tobacco on oral and systemic health followed by referral to tobacco cessation clinics for review were done

- Motivating parents to encourage healthy brushing habits, eating practices and regular visits to the dentist among their children was also done by distributing badges and stickers with attractive messages on oral health.
- Oral cancer screening-identifying risk factors, premalignant lesions and oral cancer were a part of the screening.
- Referral was appropriately done for those individuals with identified treatment needs.
- A special slot for screening Media Persons was allotted as well.

Key Findings:

Some of the key findings from the screening camp;

Dental caries and sequelae

- On an average the caries experience per screened individual was 3.92. i.e approximately 4 teeth per person were either decayed or filled due to dental decay or extracted due to dental decay (DMFT).
- Among the screened individuals, 56.3% had decayed teeth (DT), 20.55% had missing teeth (MT), and 16.6% had filled teeth (FT).

Periodontal Diseases and sequelae

- Bleeding from gums i.e. gingivitis was seen in about three fourth of the screened population (71.4%)
- More than half of the screened population (59.4%) was detected with periodontitis. (shallow/deep pockets) sufficient to call for immediate intervention.

Others

- 16.17% of the subjects were found to have fixed prosthesis (crown/ bridge/ implant)
- 40.54% individuals were found to have sound natural teeth i.e. teeth free of active or chronic clinical decay and which are functional.

Oral Health Promotion

- Preventive treatment and oral health promotion with greater emphasis was required in at least 41.5% of the screened population.

Detailed Report

This is the report of the findings from the data collected during the screening camp in which 476 individuals were screened using the WHO Oral Health Assessment Form 2013 as the data collection tool. The data is presented in the form of some ready reference tables and a few graphs.

The demographics:

Gender based distribution:

Among the screened individuals at the camp, 17.86% were females and 82.14% were males

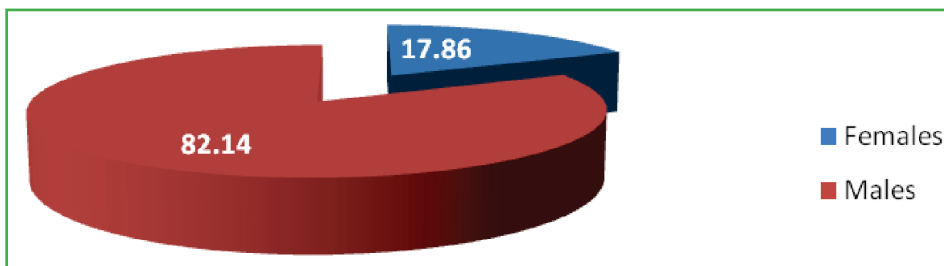


Figure 1: Gender wise distribution of the individuals screened (%)

Occupation wise distribution:

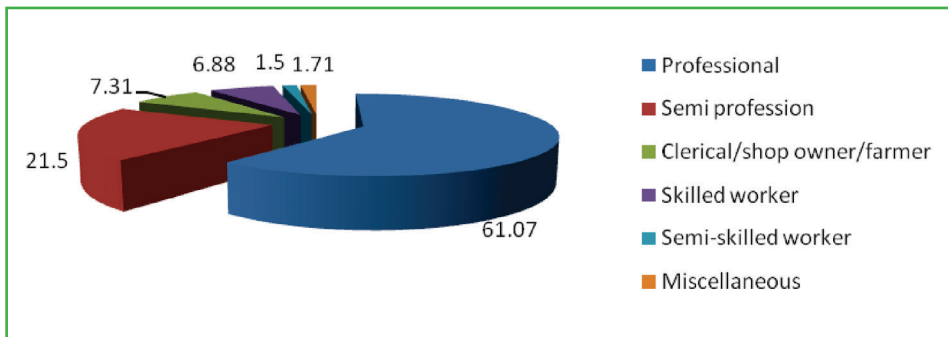


Figure 2: Distribution of the population screened based on occupation (%)

Level of Education:

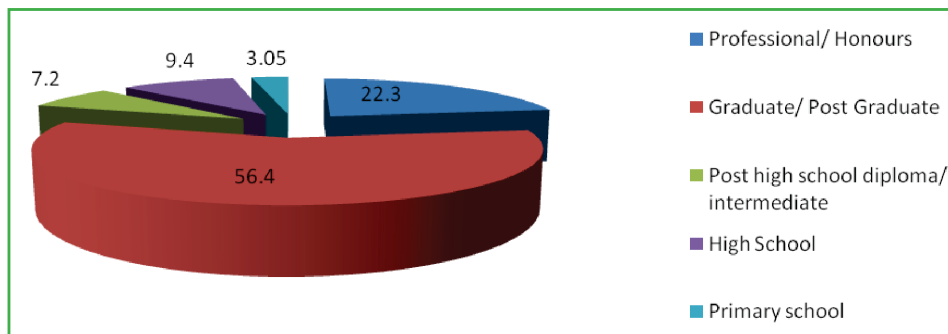


Figure 3: Categorisation of the level of education of the screened population (%)

Department Affiliations:

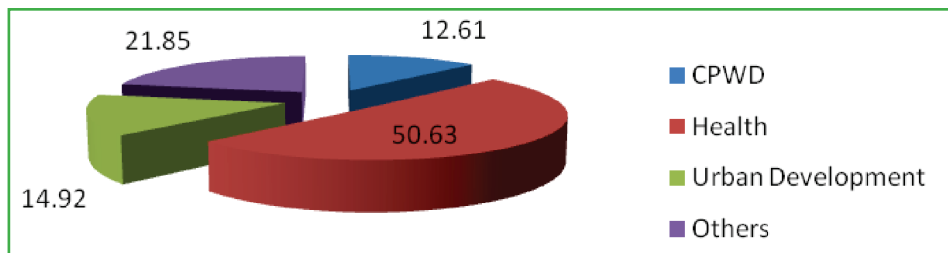


Figure 4: Affiliation of the screened individuals to various departments (%)

Caries Status:

Among the screened subjects, 56.3% had decayed teeth, 20.55% had missing teeth, 16.6% had filled teeth and 16.17% of the subjects had fixed prosthesis (Figure 5)

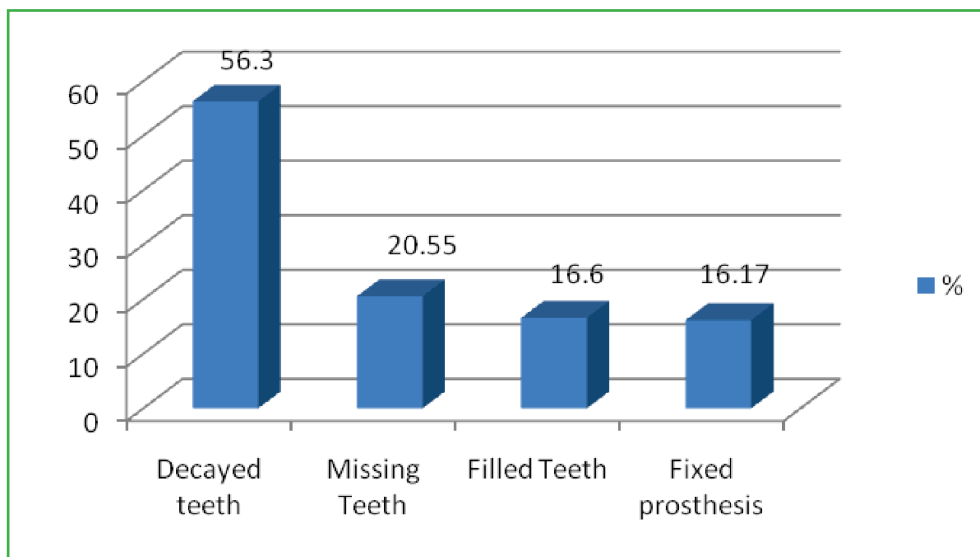


Figure 5: Graph representing the caries experience of the screened individuals recorded as Decayed, Missing and Filled Teeth and fixed prosthesis (%)

Table 1: The table depicts the mean and the range of decayed, missing and filled teeth. Also seen is the mean number of teeth showing root caries.

Variable	Mean	Standard Deviation	Median	Minimum	Maximum
Decayed Teeth	1.45	2.06	1	0	18
Filled Teeth	0.36	1.02	0	0	7
Missing Teeth	2.01	3.95	0	0	22
Permanent teeth with caries Experience	3.92	5.42	2	0	31
Root caries	0.29	1.23	0	0	16
Fixed Prosthesis	0.51	1.77	0	0	18

Sound Natural Teeth Vs Unhealthy teeth:

Sound natural teeth are defined as teeth that are free of active or chronic clinical decay, have at least 50% bone support, are functional in the arch. Among the subjects screened, 59.45% of the individuals had natural (sound) teeth whereas 40.54% did not have natural (sound) teeth (Figure 6)

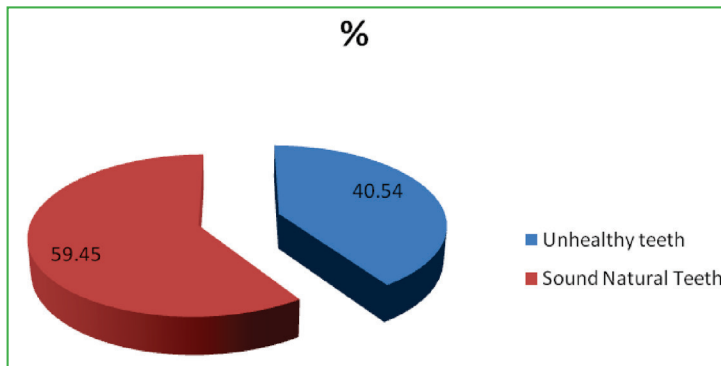


Figure 6: Proportion of the screened individuals with sound natural teeth as against those with unhealthy teeth (n)

Root Caries:

89.08% of the screened subjects showed no signs of root caries whereas 10.92% of the subjects had root caries (Figure 7)

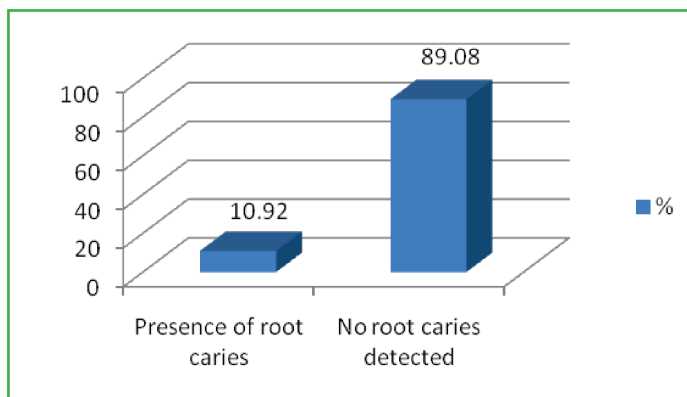


Figure 7: Percentage of the screened individuals with root caries (%)

Bleeding Gums:

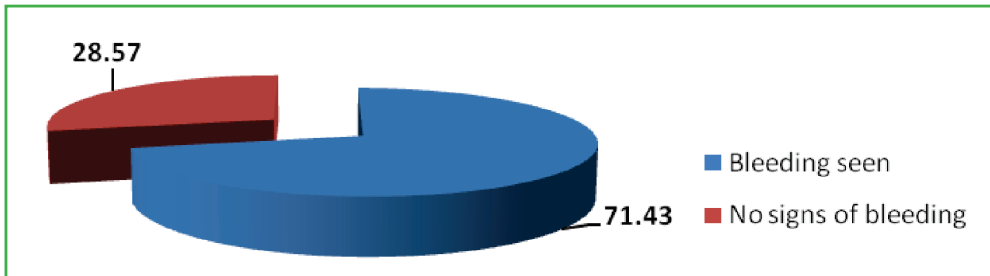


Figure 8: Percentage of the screened individuals with gingival bleeding (%)

Periodontal Pockets:

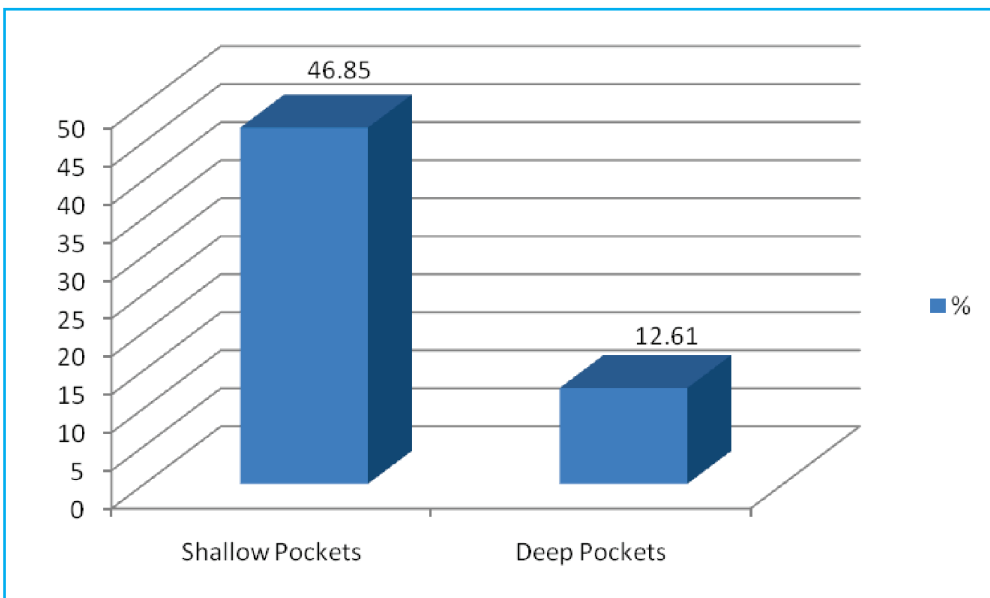


Figure 9: Percentage of Shallow Pockets vs Deep Pockets seen in the screened individuals (%)

Trauma to teeth:

No signs of dental trauma were seen among 89.8% of the subjects.

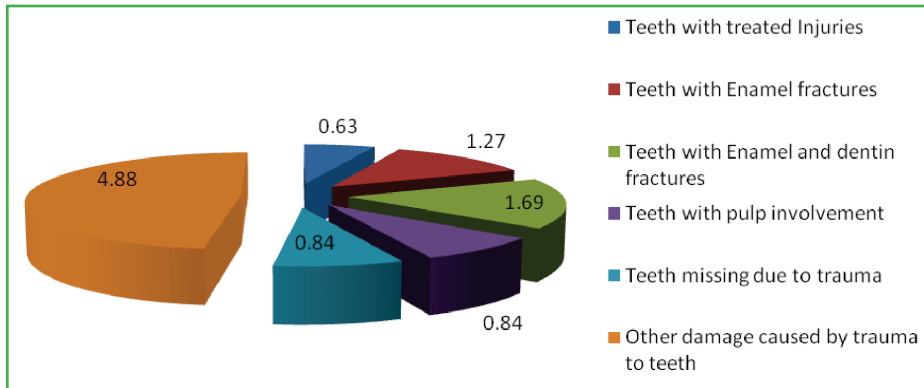


Figure 10: Categorisation of Traumatic Dental Injuries seen in the individuals screened, based on the WHO Classification (%)

Dental Fluorosis:

94.94% of the screened individuals showed no signs of dental fluorosis.

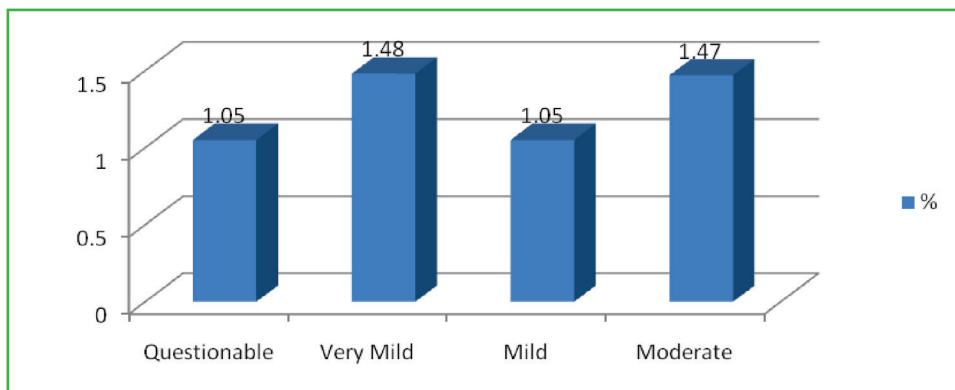


Figure 11: Represents the Dental Fluorosis detected in the individuals categorised based on Dean's Fluorosis Index (%)

Dental Erosion

Table 2: Percentage of Dental Erosion seen in the screened individuals (%)

Dental erosion	Number	Percentage
No Sight of erosion	463	97.47
Enamel lesion	5	1.05
Dentinal lesion	4	0.84
Pulp involvement	3	0.63

Denture Wearers

Denture wearer was also recorded as a part of the screening; it was observed that about 7 individuals who were edentulous used dentures as tabulated below

Table 3: Percentage of Individuals using Dentures seen in the screened individuals (%)

Variable	Number	Percentage
Upper Dentures Wearer	3	0.63
Lower Dentures Wearer	4	0.84
Total	7	1.47

Intervention Urgency:

41.49% of the screened subjects required preventive/routine treatment, 35.53% of the subjects required prompt treatment (including scaling), 16.17% of them required no treatment, 4.47% of the subjects required immediate treatment due to pain/infection of dental/oral origin and 2.34% of the subjects screened were referred for comprehensive evaluation or medical/dental treatment (systemic condition) (Figure 12)

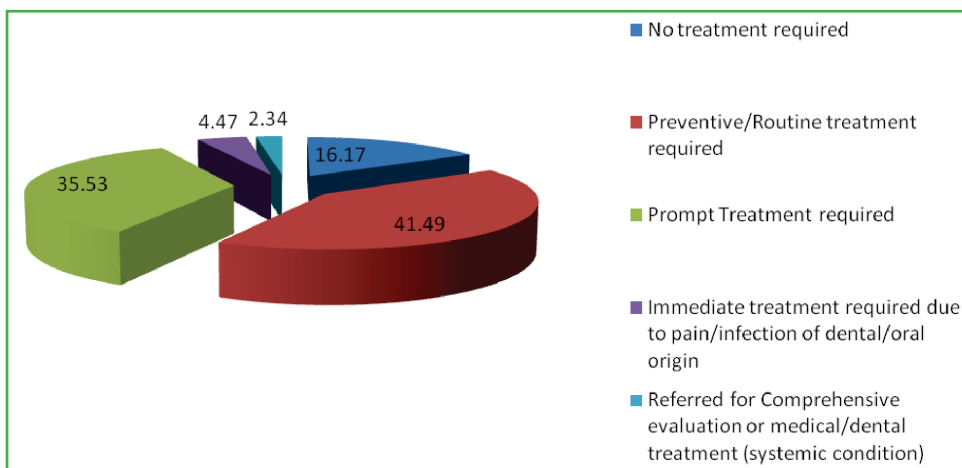


Figure 12: Representation of the treatment need identified and the level of Intervention urgency (%)

Launch of Media Kit




Launch of TV Commercial by
Sh. Faggan Singh Kulaste - Minister of State for Health and Family Welfare.

Seen L to R Shri Manoj Jhalani (JS), Shri Luv Agarwal(JS), Shri C K Mishra(Union Health Secretary), Shri Faggan Singh Kulaste (Minister of State for Health and Family Welfare), Dr. Jagdish Prasad (DGHS), Dr O P Kharbanda (Chief, CDER, AIIMS New Delhi), Dr. Balram Airan (Director, AIIMS New Delhi), Dr. Pravesh Mehra (Head of Dental Surgery, LHMC)



Launch of One page IEC material for School children on Oral Health Promotion



One page IEC material developed under NOHP for Oral Health Promotion in School Children

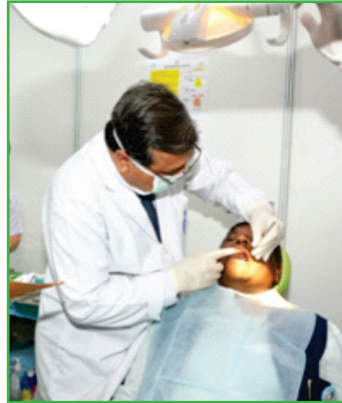


Hindi TV Commercial developed under NOHP

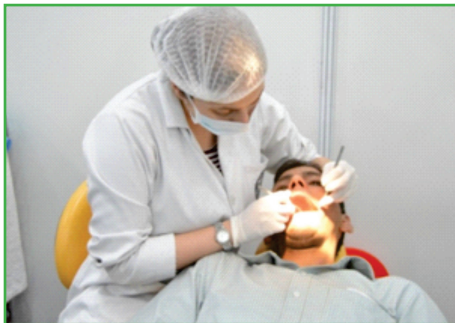
Photographs of the Screening Camp



Sh. Faggan Singh Kulaste inaugurating the Oral Health Screening Camp in the presence of Health Secretary, DGHS and Joint Secretary (Health)



Prof. O.P Kharbanda Chief, CDER, AIIMS-New Delhi examining **Sh. Faggan Singh Kulaste**



Doctors from CDER, AIIMS-New Delhi screening officials at the Ministry of Health and Family Welfare, Nirman Bhawan



TV Commercial being played on LCD screens at the camp



Demonstration of Correct Brushing method



Centre For Dental Education and Research
All India Institute of Medical Sciences
New Delhi

Further Information

Prof. O.P. Kharbanda

Chief, Centre for Dental Education and Research
AIIMS New Delhi
opk15@hotmail.com
dr.opk15@gmail.com

Secretary: +91-11- 26588500 Ext 2305, 2445, 2423
CHIEF +91-11- 26589304
CMET +91-11- 26593258
Personal Cell +91-9899062144